6.2 ……24
6.3 ……26

7.1 ……27
7.1.1 ……*27*
7.1.2 ……*27*
7.1.3 ……*28*
7.2 ……28

8.1 ……29
8.2 ……29
8.3 ……29
8.4 ……30
8.5 ……30
8.6 ……30

9.1 ……31
9.2 ……31
9.2.1 ……*31*
9.2.2 ……*32*
9.3 ……37
9.3.1 ……*38*
9.3.2 ……*42*
9.3.3 ……*44*
9.3.4 ……*45*
9.3.5 ……*45*

10.1 ……49
10.1.1 ……*49*
10.1.2 ……*49*
10.2 ……51
10.3 ……52

1

2

3

4

1

[2019]75 2019 7 1

2

3

2016

1 10

2 20 10

3 20

4 10

1-1

1-1

			/			
1	2017.1	10	10	2017 1 9 [2017]1	2018 6 15	
2	2018.2	20	10 10.5 /	2018 3 22 [2018]5	2019 11 18	
3	2019.6		20	2019 6 27 [2019]72		

2017 11 20

1-2

1-2

		/	2019-410181-32-03-009021
	□ √ □		
			2019 4
			[2019]75 2019 7 1
	2019 8		2019 11
	2019 11		
	2019 11		
			2019 11
	2019 11 27-28		

1-1

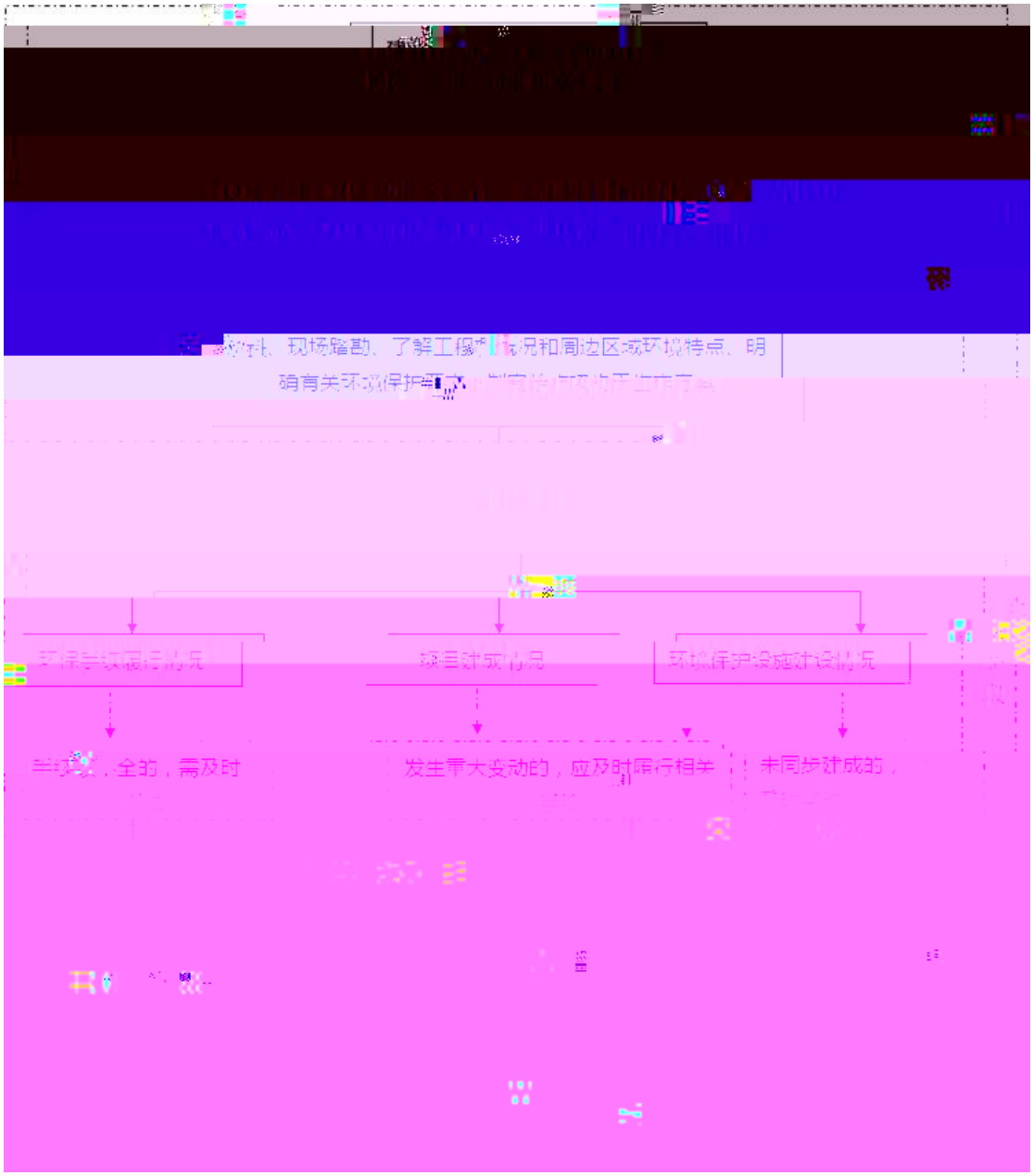
现场踏勘、了解工程
况和周边区域环境特点、明
确有关环境保护
环保手续履行情况
项目建成情况
环境保护设施建设情况
全的，需及时
发生重大变动的，应及时履行相关
未同步建成的，

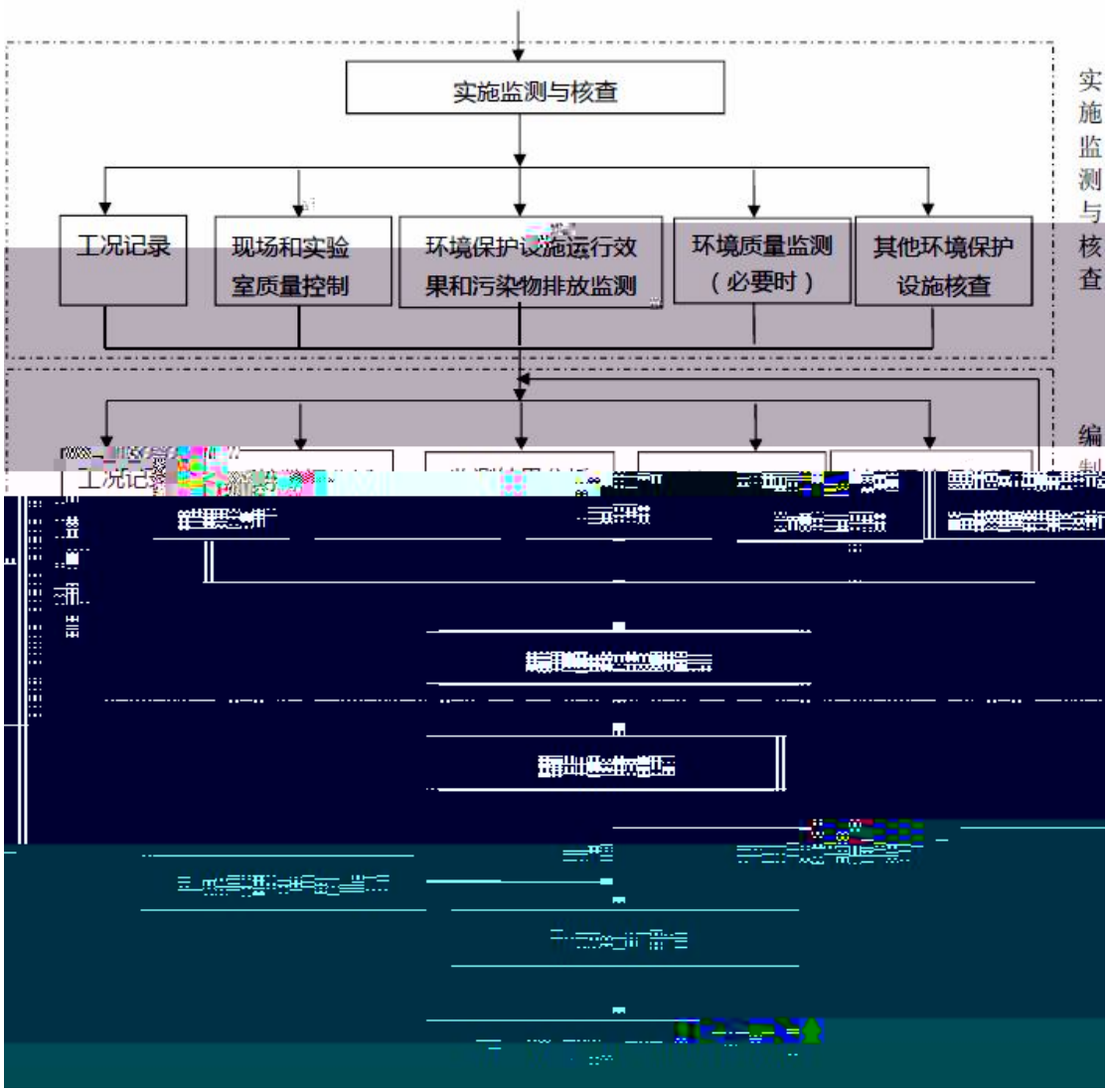
实施监测与核查
工况记录
现场和实验室质量控制
环境保护设施运行效果和污染物排放监测
环境质量监测（必要时）
其他环境保护设施核查
实施监测与核查
编制

1-1

1 2014 4 24 2015
1 1

2 2017 6 27 2018
1 1

3 2018 10 26

4 2018 12 29

5 2016 11 7

6 682

7 [2017]4

1 2018
9

2
2000 38 2000 2 22

1
2019 7

2
[2019]75 2019 7 1 1

[2019]75 2019 7 1
SO_2 0.33t/a NOx 0.9t/a 8.16t/a

34°31' 34°52' 112°49'

113°17'

310

ˇ 100m 220kV

400m 3100



3-1

$30780m^2$

2 3

$30780m^2$

3-2

3-2

		( )	(m)	(m^2)	
		1	270 114 15	30780	
		1	55 10	550	
					1 2000m^3/h
			25m^3/h		
				1	

4 1

3-4

3-4

1			32000	30000	
2					
3			7.2 211t	196.5t	
4			270 114 15		

3-5

20-30min

20%

50%

50% 50%

31000t/a 91.2t/d

0.95mm-1.1mm 0.02-0.09mm

4

7 8

8 12 40t

20-25h 200-400

20-30min

20%

3-2

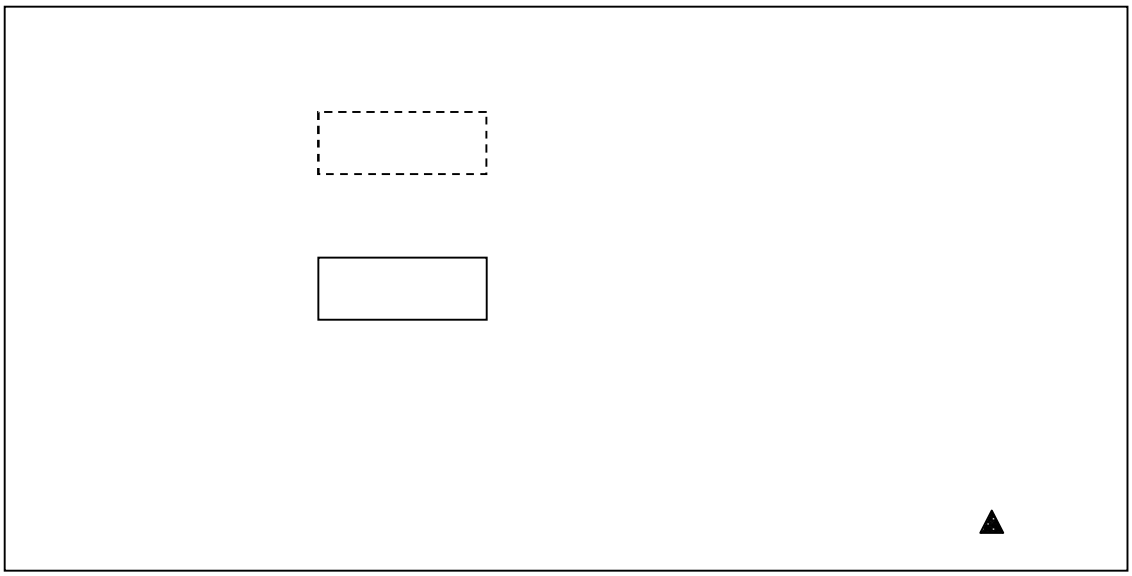

3-2

8 4

1 25m 2 25m 1

4 1 25m

1 20m^3/d

GB18918-2002 1 A

1 2000m^3/h 1

25m^3/h

1 25m^3/h

1 20m^3/d

1

2 1

SO_2 NOx 3

1 10 t/a

13.6 t/a

1-2# 1# 25m

4

1 3# 1 25m

[1] [2] [3]

28t

18m3/h

MY250

0Cr13 21.78m^3 MY250

181.49m^3 2005

[4] [5]

[6] [7] [8]

[6] [9]

[6]

[12]

[5] [8] [10] [3]

4-1

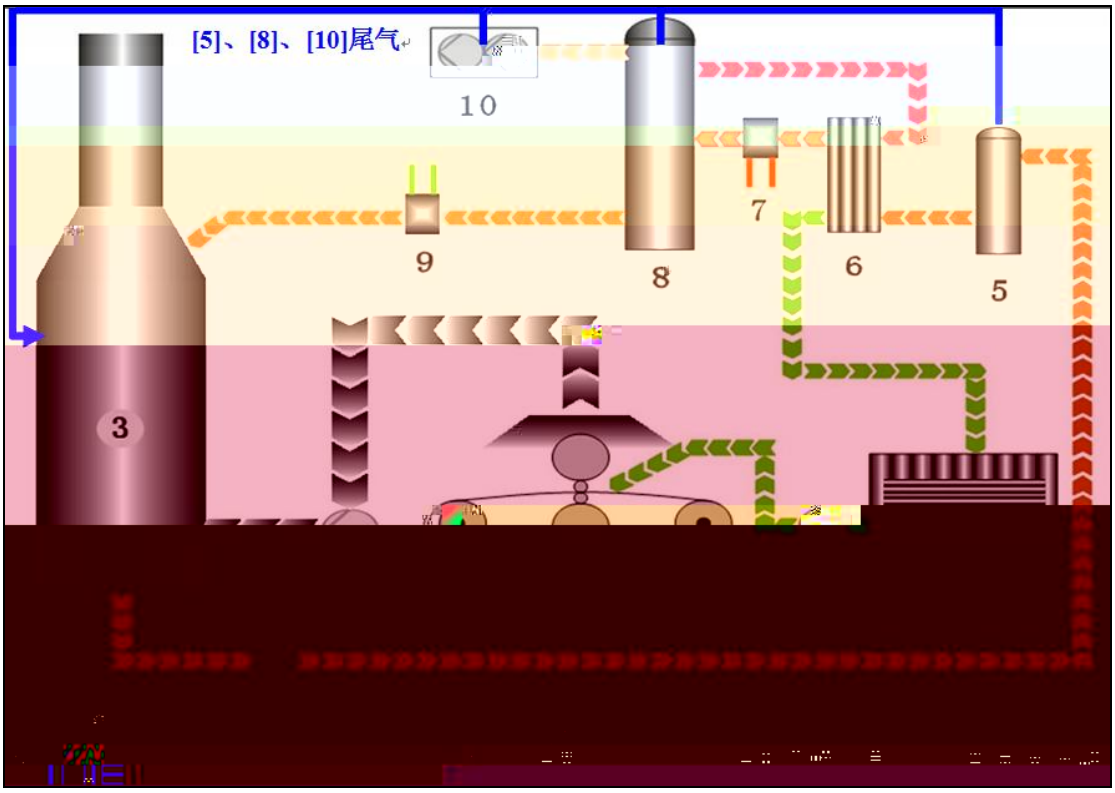

4-1

1

SO_2 NOx

25m

8

1 2

25m

4-1

4-1

					%	m	m	
				+ # 25m	79	25	0.5	DA005
					/	/	/	1# 2-3#
4				+ 25m	83	25	0.5	DA006
					/	/	/	1# 2-3#
1		SO_2 NOx			/	25	0.3	DA007
8					/	25	0.2	DA008
					/	25	0.2	DA009

4-2

4-2

				dB(A)	
1		1		85	
2		6		85	+
3		8		85	
4		16		80	
5		/		90	+ +

4-3

4-3

				t/a	
1				7488	
2				140.4	
3				0.18	

50m

1 4-4

4-4

COD		1	WS1501	COD	
		1	WS1503		

“ ”

30000 857 2.9%

a

2011

2013

2019 2019 25

2018-2020

30780m^2

2014-2030

85m

850m

[2019]3

10mg/m^3 50mg/m^3 50mg/m^3

3mg/m^3 0.05t/a

GB16297-1996 2 120 mg/m^3 P AcC

15m 10kg/h

[2017]162

80 mg/m^3 70%

15m

13mg/m^3 0.11t/a

GB16297-1996 2 120

mg/m^3 15m 10kg/h

[2017]162 80 mg/m^3 15m

Â"D1, Â n

000m^3/h

14.4t/d 396t/a

25mg/L NH_3-N

0 ב Ǿ ă t/a

SO_2 0.33t/a NOx 0.9t/a

2019 7 1

GB12348-2008 3

4

GB18599-2001 GB18597-2001

2013

0.33 / 0.9 /

8.16 /

8

6-1

6-1

	GB3095-2012	SO_2	μg/m^3	150 24h	
			μg/m^3	500 1h	
		NO_2	μg/m^3	80 24	
			μg/m^3	200 1	
		CO	mg/m^3	4 24	
			mg/m^3	10 1	
		O_3	μg/m^3	160 8	
			μg/m^3	200 1	
		PM_{10}	μg/m^3	150 24h	
		$PM_{2.5}$	μg/m^3	75 24h	
	HJ 2.2-2018 D	TVOC	μg/m^3	600 8h	
	GB3838-2002	pH	/	6~9	III
		COD	mg/L	≤20	
		NH_3-N	mg/L	≤1.0	
		BOD_5	mg/L	≤4	
	GB3096-2008	A	dB A	65	3
			dB A	55	

6-2

6-2

	GB16297-1996 2		mg/m^3	120
			kg/h	10 15m
			mg/m^3	4.0
	DB 41/ 1066—2015 1		mg/m^3	30
		SO_2	mg/m^3	200
		NO_2	mg/m^3	400
	GB8978-1996 4	COD	mg/L	≤500
		SS	mg/L	≤400
			mg/L	
		BOD_5	mg/L	≤300
			mg/L	≤20
	GB18918-2002 1 A	pH		6 9
		COD	mg/L	50
		SS	mg/L	10
			mg/L	5
			mg/L	1
	GB12348-2008 3		dB(A)	65
			dB(A)	55
	GB18599-2001			
	GB18597-2001			

6-3

6-3

	GB16297-1996 2		kg/h	35 25m
	GB18918-2002 1 A	pH		6 9
		COD	mg/L	50
		SS	mg/L	10
			mg/L	5
		BOD_5	mg/L	10
			mg/L	1

[2019]75 2019 7 1

SO_2 0.33t/a NOx 0.9t/a 8.16t/a

7-3

	1 2		2 3

1 p 11vbDýð ™€ ™€ ‡DH

2019 11 27-28

4

[redacted]

[redacted]

8-1

8-1

			HJ 836-2017	1.0mg/m^3
			HJ 57-2017	3mg/m^3
			HJ 693-2014	3mg/m^3
			HJ38-2017	0.07 mg/m³
			HJ604-2017	

GB16157 -1996

HJ/T55-2000 HJ/T397-2007

HJ/T373-2007

5%

(GB12348 ˆ

9-1

9-1

	t/d	t/d	%
2019.11.27	211	195	92
2019.11.28		198	94

1 # 2

1 # 9-2

9-2

		m³/h	(mg/m³)	(kg/h
#		146999	15.1	2.22
		155372	3.13	0.48
	%	/	79	
#		259738	17.9	4.64
		269307	3	0.8
	%	/	83	
		/	90	

GB16297-1996 2 120 mg/m^3

25m 35kg/h

.´?±"r

ʔ

2 3

9-3

9-3



120 mg/m^3 25m 35kg/h

[2017]162 80 mg/m^3

70%

2019 11 27-28

DA006 9-6

9-6 #

2019 11 27-28

DA007 9-7

9-7

								SO_2		NO_X	
			m^3/h	mg/m^3	kg/h	mg/m^3	kg/h	mg/m^3	kg/h	mg/m^3	kg/h
	2019.11.27	1	5704	1.6		4.3	0.02	7	0.04	18	0.1
		2	5545	0.32	0.00177	5.5	0.03	8	0.04	19	0.1
		3	5884	0.47	0.00277	3.7	0.02	4	0.02	21	0.12
	2019.11.28	1	5517	2.38	0.013	4.7	0.02	9	0.05	19	0.1
		2	5593	2.87	0.016	4.1	0.02	9	0.05	21	0.12
		3	5649	1.95	0.011	5.2	0.03	7	0.04	20	0.11
			5649	1.6	0.0089	4.58	0.023	7.3	0.04	19.7	0.11
			/	120	10	30	/	200	/	400	/

SO_2 NOx

DB 41/ 1066 2015 1

$30mg/m^3$ SO_2 $200mg/m^3$ $400mg/m^3$

2019 12

[2019]3

$10mg/m^3$ $50mg/m^3$ $50mg/m^3$

GB16297-1996

2 120 mg/m^3 25m

35kg/h

[2017]162

80 mg/m^3

2019 11 27-28

DA008 DA009 9-8

9-8 DA008 DA009

			m³/h	(mg/m³)	(kg/h
DA008	2019.11.27	1	4769		0.000167
		2	5173		0.000181
		3	5491		0.000192
	2019.11.28	1	5362	0.76	0.00408
		2	5375	0.8	0.0043
		3	5282	0.71	0.00375
			5242	0.76	0.0021
DA009	2019.11.27	1	4773		0.000167
		2	4979		0.000174
		3	4842		0.000169
	2019.11.28	1	5117	0.64	0.00327
		2	5106	0.61	0.00311
		3	5060	0.62	0.00314
			4979	0.62	0.0017
GB16297-1996 2			/	120	35
[2017]162			/	80 70%	/

GB16297-1996 2 120 mg/m^3

25m 35kg/h

[2017]162 80 mg/m^3

2019 11 27-28 1

2 9-9

9-9

		mg/m³		
		1#	2#	3#
2019.11.27	1			
	2			
	3			
2019.11.28	1	0.11	0.29	0.21
	2	0.1	0.24	0.16
	3	0.1	0.2	0.13
		4		

GB16297-1996 2

≤4.0mg/m^3

2019 11 27-28

9-10

9-10

		LAeq [dB(A)]			
		1	2	3	4
2019.11.27		55.6	54.4	54.9	55.6
		44.5	45.1	45.2	45.2
2019.11.28		57.1	58.7	57.5	56.9
		45.5	45.2	46.1	

9-12

9-12 μg/m^3

4 1 4 2 4 3 4 4 4 5 4 6 4 7



0000
4000
/
/
0000
4000
/
/
0000
4000
/
/
200

9-12

				4 2	4 3	4 4	4 5	4 6	4 7	
				90.4	77.5	82.9	89.6	77.9	94.6	150
				0	0	0	0	0	0	/
				0.60	0.52	0.55	0.60	0.52	0.63	/
				85.8	90.8	87.9	96.2	93.3	89.2	150
PM_{10}			0	0	0	0	0	0	0	/
			0.60	0.57	0.61	0.29	0.64	0.62	0.59	/
		24	108	106	86.7	110	78.7	107	90.8	150
			0	0	0	0	0	0	0	/
			0.72	0.71	0.58	0.73	0.52	0.71	0.61	/
		24	184	159	169	135	128	670	142	300
			0	0	0	0	0	0	0	/
			0.61	0.53	0.56	0.45	0.43	0.57	0.47	/
		24	137	225	362	326	139	166	331	300
			0	0	0	0	0	0	0	/3

9-13

9-13 :mg/L pH

		pH	DO	COD_{Cr}		BOD_5					Cr^{6+}	m^3/s	m/s	
	2019.4.1	7.26	5.43	12	34.5	3.2	0.568	3.90		0.0860μg/L		16.9	0.11	7.2
	2019.4.2	7.35	5.22	14	31.0	3.3	0.587	3.82		0.0980μg/L		18.5	0.12	7.6
	2019.4.3	7.22	5.36	16	33.0	3.1	0.538	3.77		0.0880μg/L		18.5	0.12	7.5
		7.28	5.35	14	32.8	3.2	0.564	3.83		0.0907μg/L		18.0	0.11	7.4
	‰ ỵ	6˙ 9	≥5	≤20	≤100	≤4	≤1.0	≤6		<0.0001 mg/L				
	7 ‰7	0.14	0.94	0.7	0.33	0.8	0-	-- ŵ						

- 9-14

9-14 mg/L

k M Ǿ Ǒ 1

9-15

9-15

9-17 : mg/kg

1,1- 1,2- 1,1- -1,2- 1,2- -1,2-

9-17

1,2- 1,4-

79% 83%

GB16297-1996 2

120 mg/m^3 25m

35kg/h

[2017]162

80 mg/m^3 70%

GB12348 –2008 3 [≤65dB A

≤55dB A]

1 1 50m^3

GB18599-2001 GB18597-2001

5.2 1 /A 5 . η ¸Q. ź Ó COD 38.3mg/L BOD_5 8.3mg/L SS

8mg/L NH_3-N 1.85mg/L 0.26mg/L

				0.76mg/m³	0.62mg/m³
		0.0021kg/h	0.0017kg/h		
GB16297-1996	2			120 mg/m^3	25

0 ↘ 0 H ↘m º . ÜЋU

GB/T14848-2017

Pb

GB3096-2008 2

GB36600-2018

1

2

3