.....

.....

.....

.....

.....

.....

.....

.....

.....

.....

.....

.....

.....

.....

.....

.....

.....

.....

.....

.....

.....

.....

.....

.....

.....

.....

.....

.....

.....

.....

.....

.....

.....

.....

.....

.....

.....

.....

.....

.....

.....

.....

.....

.....

.....

.....

.....

.....

.....

.....

.....

“ ” .....

.....

4 2020 .....

.....

.....

.....

.....

.....

.....

Ž

“

” “ ” “ ”

1.3.2.

2.

2.1.

2.1.1.

“ ”

“ ”

“ ”

2.1.2.

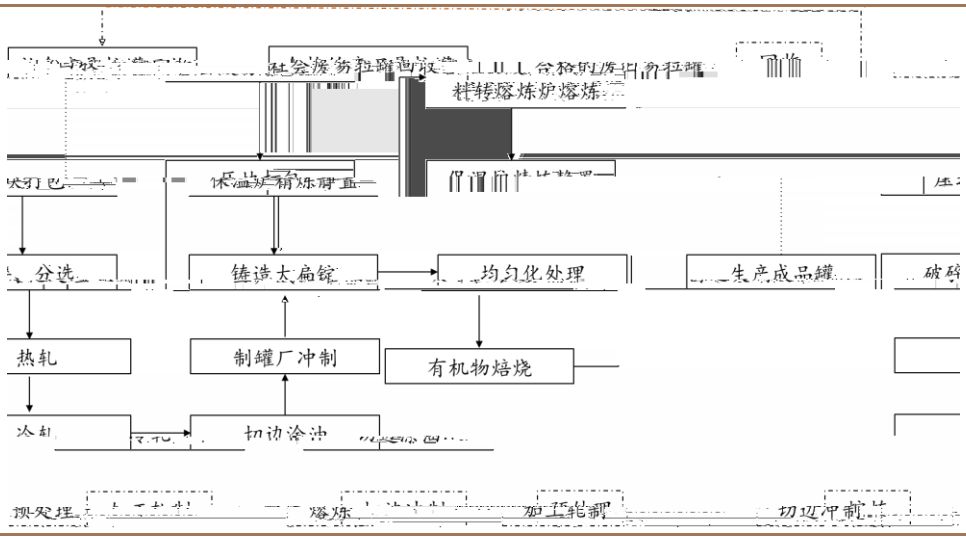

4 2020

	2020
	36.97
	46.16
	31.07
2020	535

SMM

2.2.

3.

3.1.

“ ” “
”

3.2.

3.3.

4.

4.1.

4.1.1.

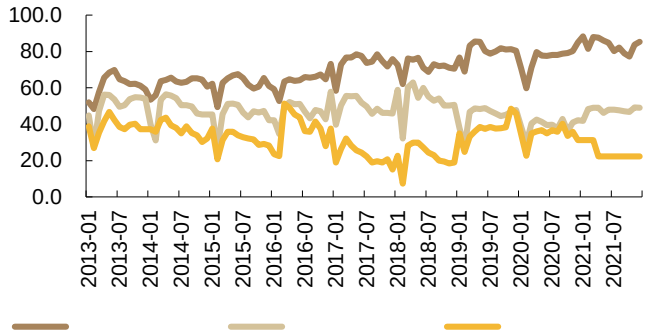
100.0
80.0
60.0
40.0
20.0
0.0
2013-01
2013-07
2014-01
2014-07
2015-01
2015-07
2016-01
2016-07
2017-01
2017-07
2018-01
2018-07
2019-01
2019-07
2020-01
2020-07
2021-01
2021-07

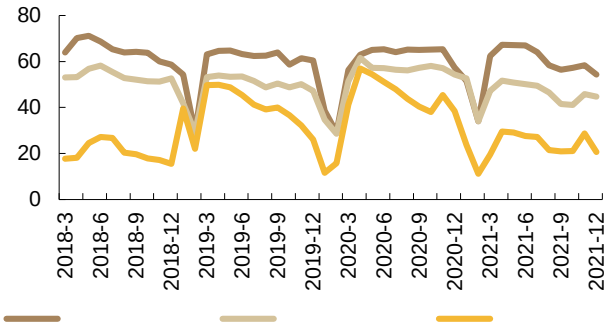
80
60
40
20
0
2018-3
2018-6
2018-9
2018-12
2019-3
2019-6
2019-9
2019-12
2020-3
2020-6
2020-9
2020-12
2021-3
2021-6
2021-9
2021-12

4.2.

4.2.1.

“

”

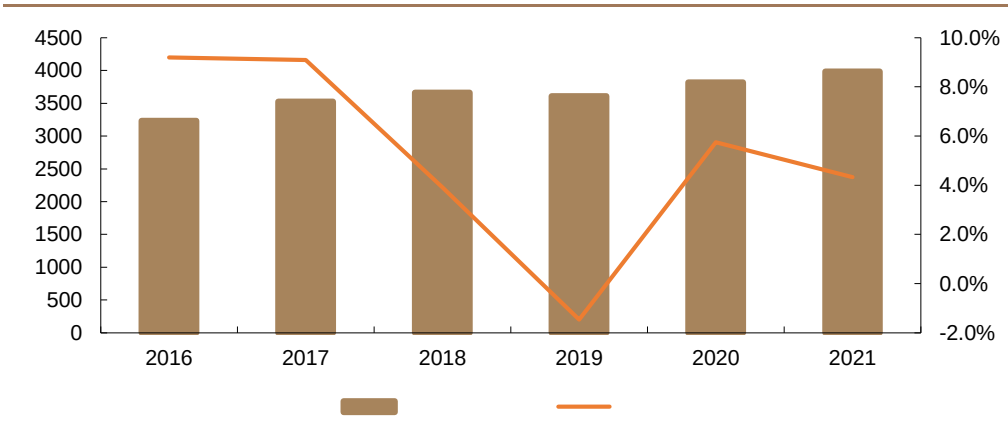
4500
4000
3500
3000
2500
2000
1500
1000
500
0
10.0%
8.0%
6.0%
4.0%
2.0%
0.0%
-2.0%
2016
2017
2018
2019
2020
2021

4.2.2.

& 2017
3 4 2018
2021 2